

Kim Reynolds, Governor
Chris Cournoyer, Lt. Governor

Mary Mosiman, Director

DATE: Friday, May 8, 2026


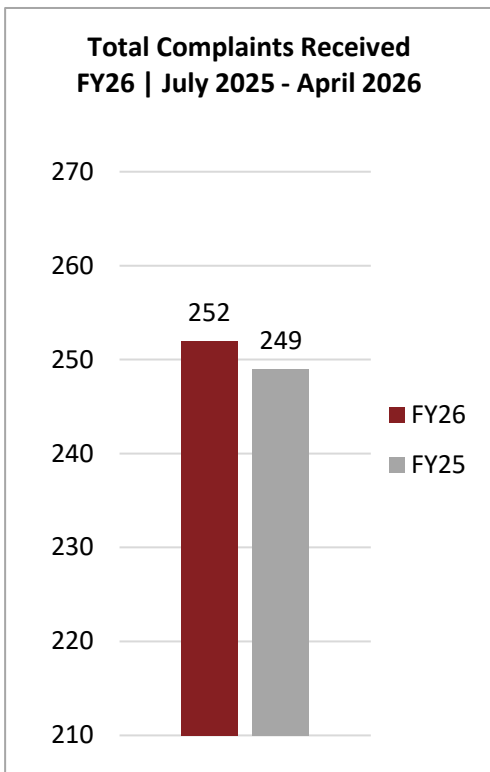
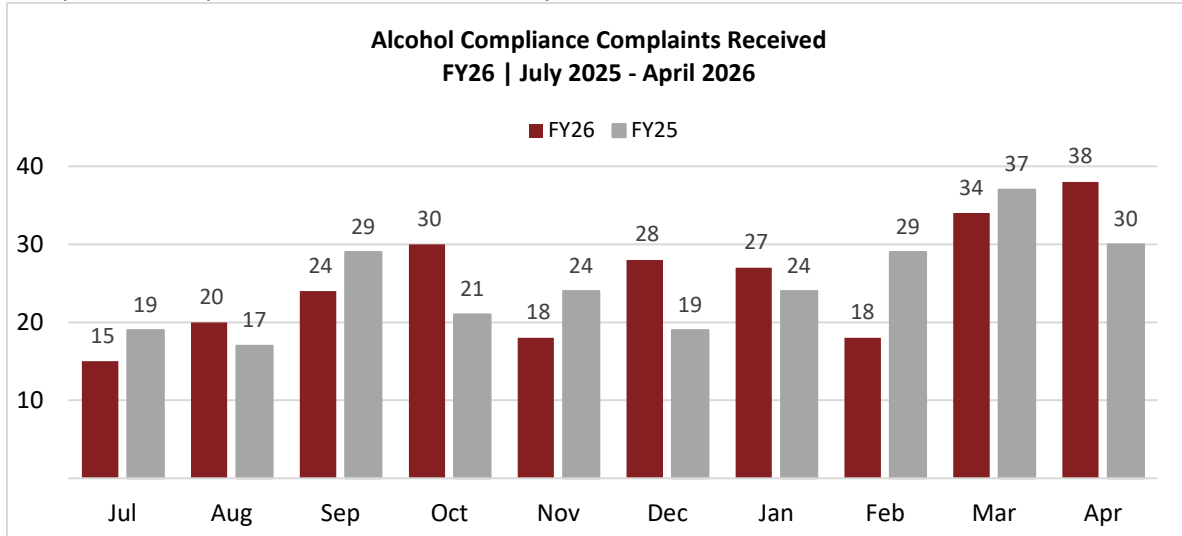
FR: Alcohol Regulation Unit – DeMario A. Luttrell, Bureau Chief

RE: State of Alcohol Regulation – Fiscal Year 2026 Activity Through April 30, 2026

The May 2026 Regulatory Compliance Report summarizes Fiscal Year 2026 activity through April 30, 2026.

Alcohol Compliance Complaints

Compliance complaints received in FY26 compared to FY25 are summarized below.

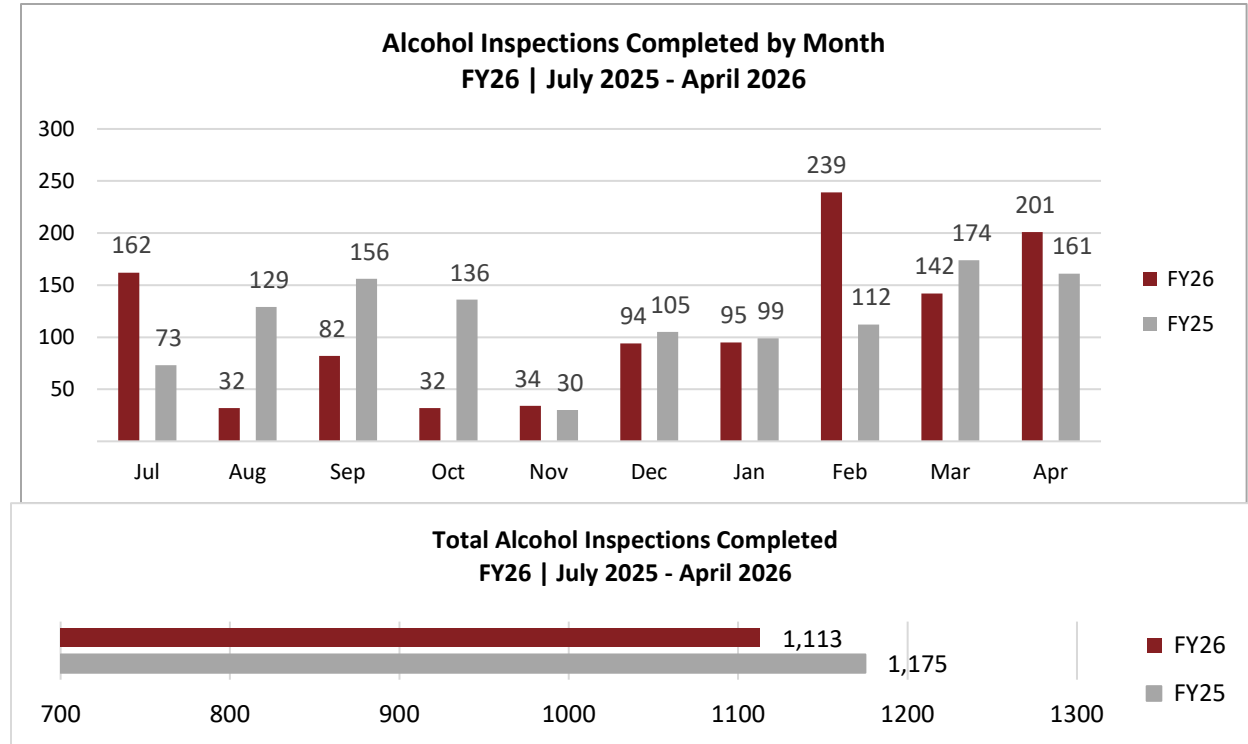


Alcohol Compliance Program

The Alcohol Compliance Program consists of inspections, investigations, and Audits.

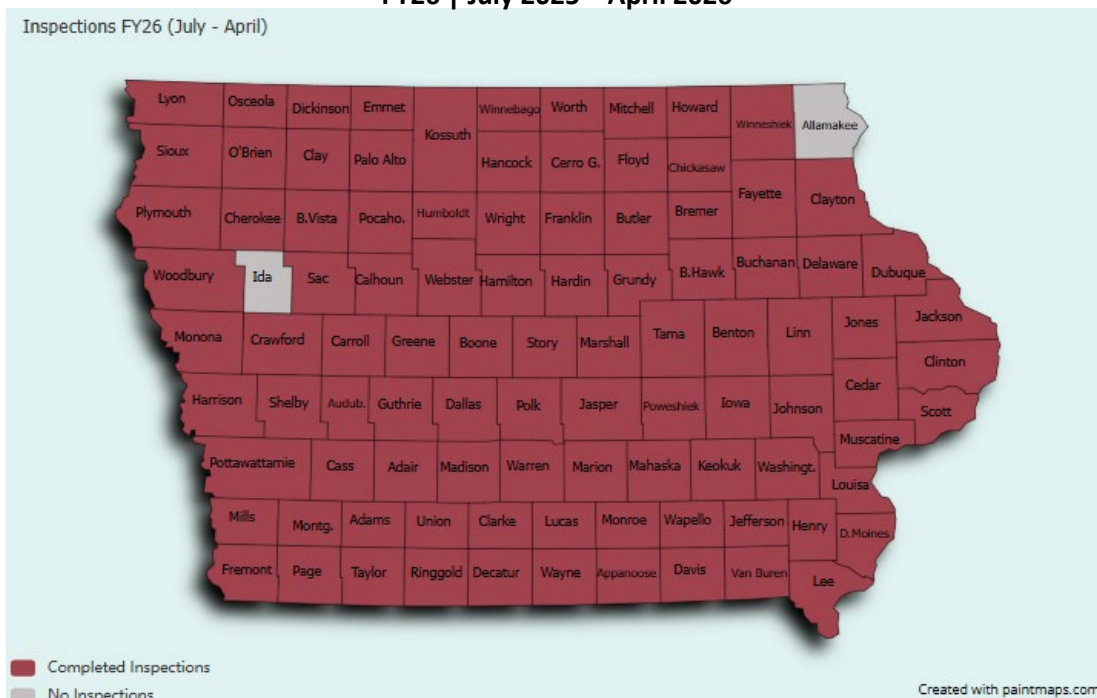
Alcohol Inspections

A comparison of alcohol compliance inspections completed in FY26 compared to FY25 is summarized in the charts below.

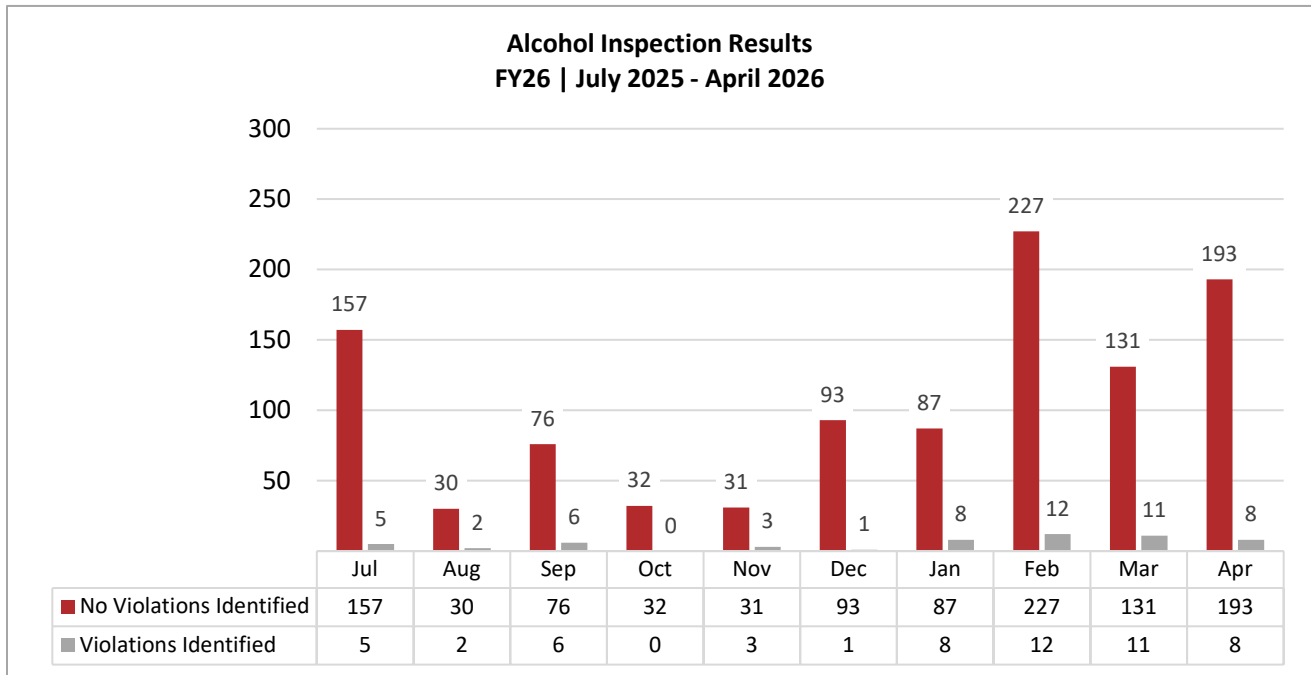


In Fiscal Year 2026, 1,113 alcohol compliance inspections were conducted in 97 Iowa counties, as detailed in the map below.

Iowa State Map of Alcohol Inspections by County
FY26 | July 2025 – April 2026



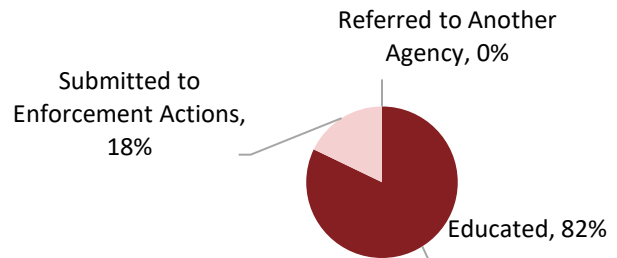
Alcohol compliance inspection results for Fiscal Year 2026 are shown in the charts below



Top Violations Identified by Inspection FY26 | July 2025 – April 2026

- Infusing
- Failure to Display License
- Bootlegging
- Good Moral Character
- Refilling / Adulterating

Alcohol Inspection Violation Outcomes FY26 | July 2025 - April 2026



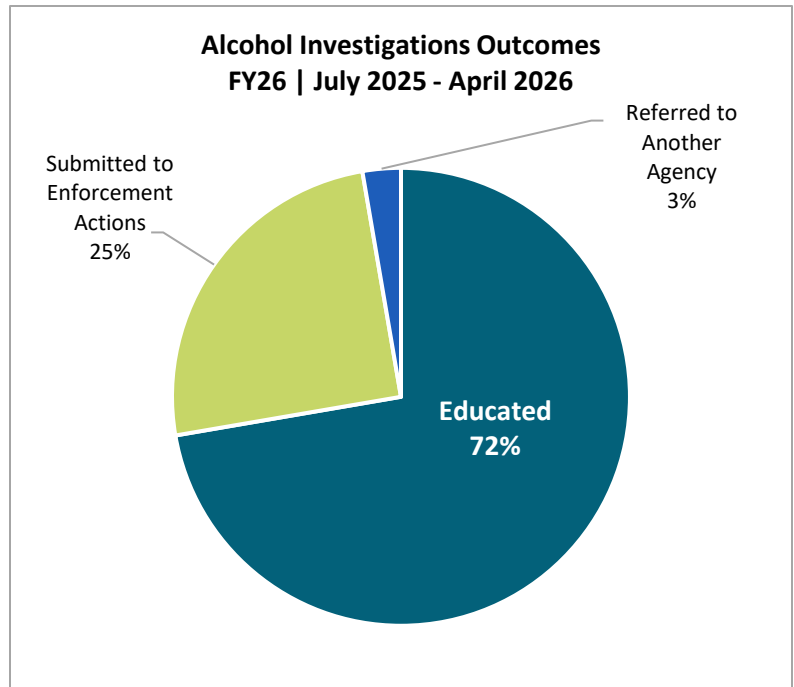
Alcohol Investigations

Investigations Completed

From July 1, 2025 through April 30, 2026, 210 investigations were completed as compared to 191 investigations completed from July 1, 2024 through April 30, 2025.

Tax Compliance Partnership

During Fiscal Year 2026, the Sales/Excise Tax Unit completed 25 audits resulting in approximately \$2.5 million (\$2,588,029.24) in Iowa Department of Revenue sales tax assessments. (Data provided by the Sales/Excise Tax Unit.)



Alcohol Tax Audits

Alcohol Tax Audit Program

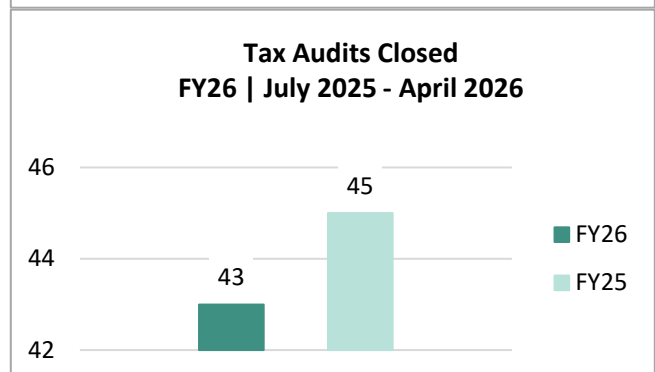
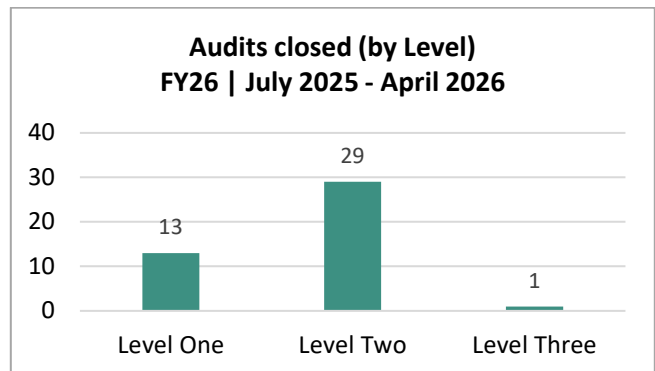
The Tax Audit Program is a three-level system:

- Level 1 – Three months of records review
- Level 2 – One year of records review
- Level 3 – More than one year of records review

The three-level system allows the Division to focus efforts on the more complex Level 2 and Level 3 audits. Level 1 audits allow the Division to reach a greater number of licensees and permittees throughout the state.

Audits closed by level for FY26 are shown in the charts to the right.

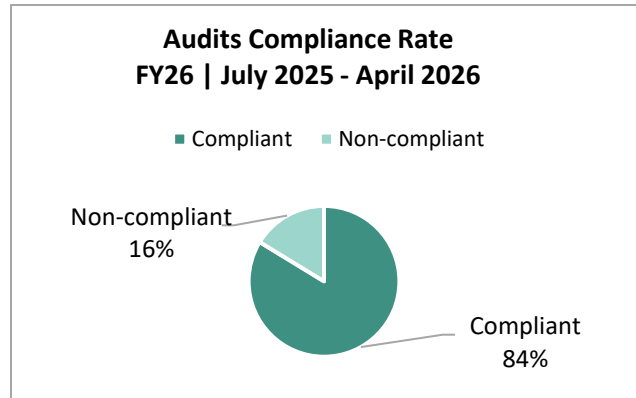
A comparison of audits closed for FY25 and FY26 is also shown in the charts to the right.



Alcohol Tax Audits Compliance

Non-compliant audits are defined as audits where additional barrel tax, wine gallonage tax, or Iowa sales tax liabilities are identified and assessed. All audits conducted incorporate education regarding applicable laws, rules, and gallonage reporting requirements.

The compliance rate for Fiscal Year 2026 is shown in the chart to the left.

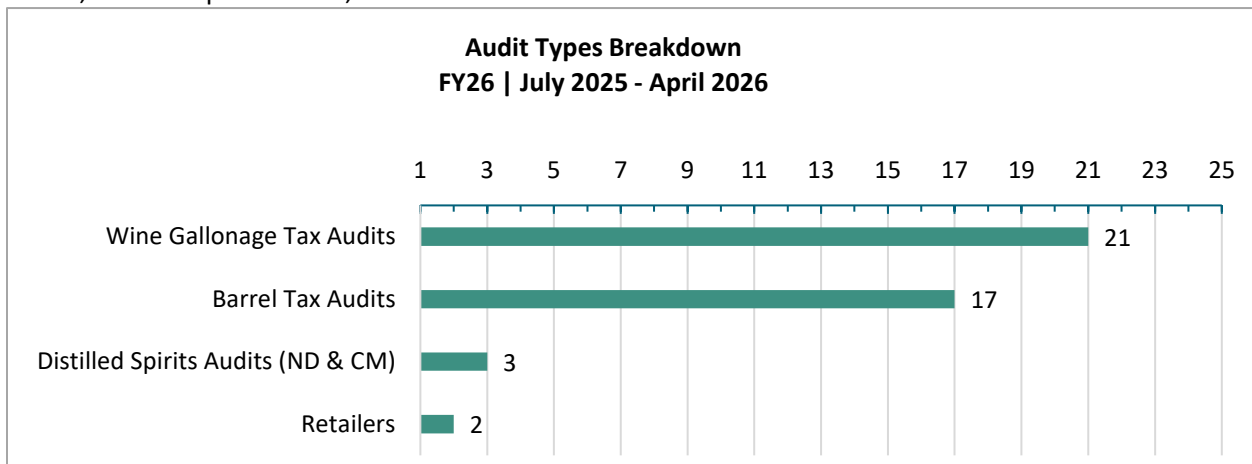


Alcohol Tax Audits Closed by Types

Alcohol tax audits completed during the Fiscal Year 2026 are categorized by audit type in the charts below.


Audit Types Breakdown

Alcohol tax audits are categorized by primary audit type, including wine gallonage tax audits, barrel tax audits, distilled spirits audits, and retailer audits.



Detailed Audit Breakdown

The detailed audit breakdown identifies the specific license and permit types associated with completed audits during Fiscal Year 2026. This information assists the Division in evaluating audit activity across industry sectors and permit classification.

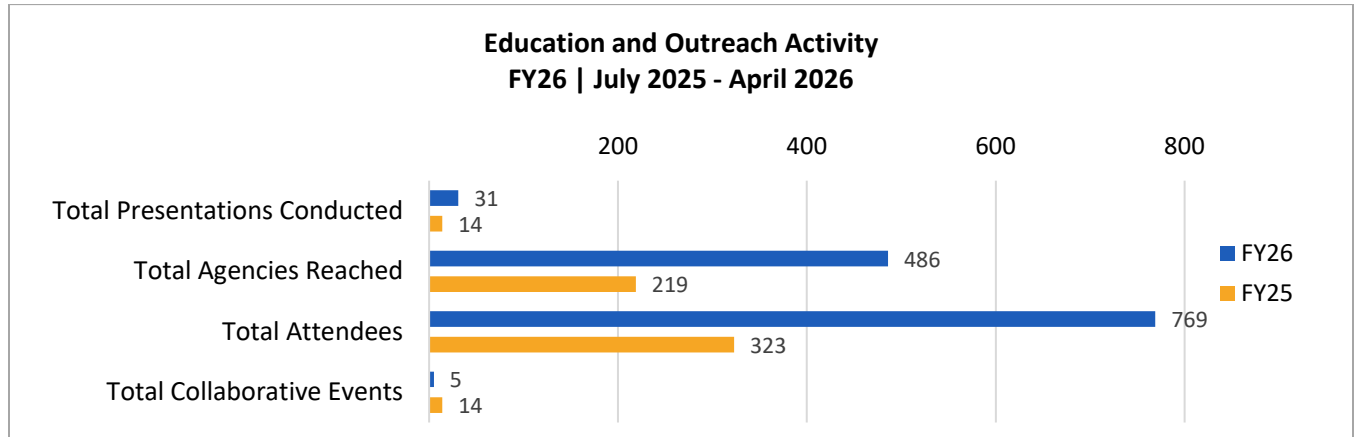


Education and Outreach of Law Enforcement and Local Officials

Presentations and Collaborative Enforcement/Education

The Education and Outreach Program is designed to address the educational needs of non-licensee stakeholders to include law enforcement, prosecutors, city and county clerks, and other local authorities. The program provides educational content to strengthen collaboration and best practices on topics specific to local authorities.

A comparison of Education and Outreach of Law Enforcement and Local Officials program results for FY25 to FY26 is shown in the chart below.



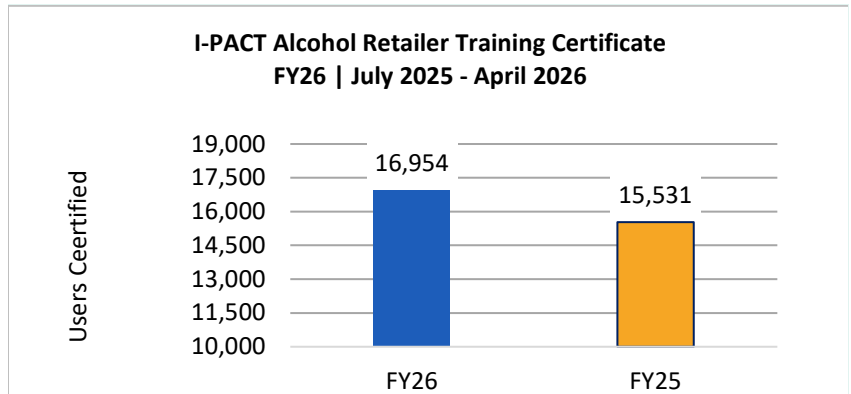
Education and Outreach of Retailers

I-PACT

Alcohol Retailer Training Certification

A comparison of I-PACT Alcohol Retailer Training Certification results for the fiscal year is contained in the chart to the right.

FY26 certifications increased by 1,423 users compared to FY25.

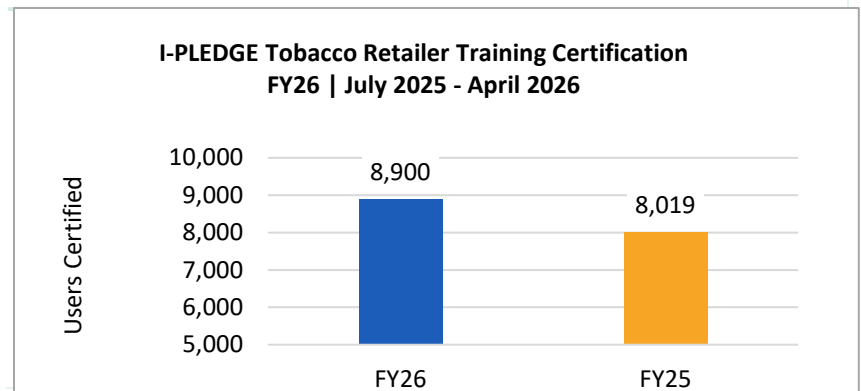


I-pledge

Tobacco Retailer Training Certification

A comparison of I-pledge Tobacco Retailer Training Certification results for the fiscal year is contained in the chart to the right.

FY26 certifications increased by 881 users compared to FY25.





Department of Revenue

Alcohol Operations

Jared Longfield

2026 By The Numbers

Marking **92** Years

of Alcohol Regulation in Iowa



Facility
Constructed
1981

175,000
FACILITY SQUARE FOOTAGE
ON 14.5 ACRES

State of Iowa Employee's: **8**
Contracted Employee's: **52**

2026 average
CASES PICKED/DAY
8,943
2026 average
BOTTLES PICKED/DAY
7,939

2026
90,642 Delivery Orders Processed
2026
4,178 Will Call Orders Processed

2026
997,458
MILES DRIVEN ACROSS IOWA TO ALL 99 COUNTIES

CASES
2,325,231
BOTTLES
2,064,336
GALLONS
5,159,650

Annual Shipments in 2026

45 
NATIVE
DISTILLERS / MANUFACTURERS

3,249 
ITEMS IN ACTIVE
INVENTORY

History of Privatizing:

Stores Privatized: **1981**, Warehouse & Distribution Public/Private: **2018**

Operations Update – Sales

FY 2026	Q1		Q2		Q3	
	2025	2024	2025	2024	2026	2025
Sales	\$105.3m	\$108.4m	\$116.4m	\$123.8m	\$92.5m	\$95.8m
Cases	664,739	630,122	699,663	718,277	575,637	579,365
Bottles	591,929	603,825	606,006	663,079	528,214	542,296
Gallons	1,470,506	1,507,172	1,553,860	1,648,848	1,279,753	1,337,633

Sales.

- Q1 and Q3 were \$3million off projected numbers (-2.8% each QTR)
- Q2 was down \$8million. (-6.7% for the Quarter) “Sober October”
- We are on track to meet our Sales goal for the Fiscal Year.

Volume YTD.

- Cases: 2,222,516 in FY 26 compared to 2,116,044 in FY 25 (-4.9%)
- Bottles: 1,973,488 in FY 26 compared to 1,970,778 in FY 25 (-0.14%)
- Overall Volume is down -2.6% for the FY compared to previous FY.

Volume Projections:

	SFY Q1			SFY Q2		
	JUL	AUG	SEP	OCT	NOV	DEC
2024	1.86%	-7.98%	-6.94%	0.43%	-2.95%	-3.54%
Goal:	-5.00%	-5.00%	-5.00%	-5.00%	-5.00%	-5.00%
2025	-2.82%	-2.82%	-5.01%	-7.84%	-8.52%	-3.97%

	SFY Q3			SFY Q4		
	JAN	FEB	MAR	APR	MAY	JUN
2025	-8.95%	-6.45%	-3.57%	-4.87%	-4.63%	-6.11%
Goal:	-5.00%	-5.00%	-5.00%	-5.00%	-5.00%	-5.00%
2026	-7.14%	-6.60%	-4.56%	-6.80%	3.54%	-5.00%

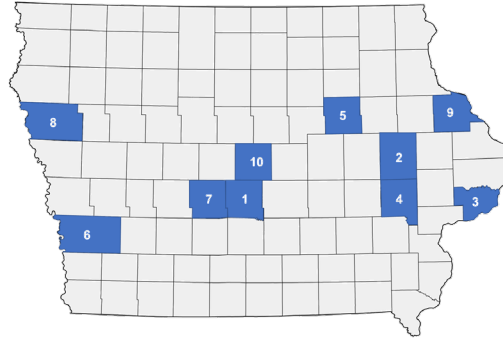
Goal: The goal is 0% YoY. For budget, we want the variance to be between 1 and 5%

FY AVG YTD: ▲ -4.80%

Sales (Statewide)

Top 10 Iowa Counties (Sales) Fiscal Year to Date

	County	Total Sale
1	Polk	\$80,515,873
2	Linn	\$29,926,769
3	Scott	\$22,034,136
4	Johnson	\$20,298,721
5	Black Hawk	\$16,237,235
6	Pottawattamie	\$13,149,738
7	Woodbury	\$11,958,314
8	Dallas	\$10,818,228
9	Dubuque	\$10,018,000
10	Story	\$9,727,450



Iowa Counties (Sales) Fiscal Year to Date

Dollars

\$348M

Bottles

25M

Gallons

4.8M

	County	Total Sale
1	Polk	\$80,515,873
2	Linn	\$29,926,769
3	Scott	\$22,034,136
4	Johnson	\$20,298,721
5	Black Hawk	\$16,237,235
6	Pottawattamie	\$13,149,738
7	Woodbury	\$11,958,314
8	Dallas	\$10,818,228
9	Dubuque	\$10,018,000
10	Story	\$9,727,450
11	Clinton	\$8,716,128
12	Cerro Gordo	\$6,999,265
13	Marshall	\$5,143,260
14	Dickinson	\$4,421,375
15	Des Moines	\$3,696,426
16	Warren	\$3,659,866
17	Webster	\$3,468,135
18	Muscatine	\$3,401,733
19	Lee	\$3,384,796
20	Wapello	\$3,266,067
21	Carroll	\$2,615,439
22	Marion	\$2,609,976
23	Washington	\$2,336,637
24	Jasper	\$2,246,479
25	Sioux	\$2,129,282
26	Bremer	\$2,026,313
27	Boone	\$1,930,578
28	Hardin	\$1,876,126
29	Buena Vista	\$1,845,640
30	Clay	\$1,771,061
31	Plymouth	\$1,727,388
32	Winneshiak	\$1,715,437
33	Poweshiek	\$1,671,021

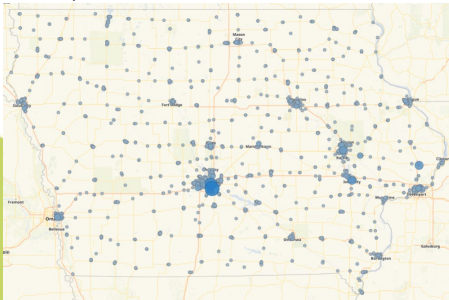
	County	Total Sale
34	Kossuth	\$1,609,754
35	Mahaska	\$1,575,735
36	Henry	\$1,550,277
37	Jones	\$1,433,901
38	Crawford	\$1,392,276
39	Cass	\$1,384,650
40	Benton	\$1,369,098
41	Fayette	\$1,345,386
42	Buchanan	\$1,337,054
43	Jefferson	\$1,310,831
44	Page	\$1,292,258
45	Jackson	\$1,283,521
46	O'Brien	\$1,277,425
47	Iowa	\$1,208,468
48	Delaware	\$1,195,447
49	Floyd	\$1,119,850
50	Union	\$1,082,657
51	Hamilton	\$1,069,318
52	Humboldt	\$986,514
53	Clarke	\$980,184
54	Shelby	\$930,380
55	Appanoose	\$912,943
56	Allamakee	\$878,455
57	Cherokee	\$867,131
58	Madison	\$843,078
59	Tama	\$834,952
60	Palo Alto	\$833,551
61	Cedar	\$822,996
62	Lyon	\$815,634
63	Montgomery	\$811,126
64	Howard	\$782,524
65	Winnebago	\$763,352
66	Sac	\$761,984

	County	Total Sale
67	Wright	\$742,530
68	Lucas	\$728,951
69	Greene	\$687,952
70	Guthrie	\$684,425
71	Clayton	\$682,334
72	Harrison	\$675,513
73	Emmet	\$658,566
74	Ida	\$614,870
75	Monona	\$588,624
76	Mills	\$535,552
77	Hancock	\$528,590
78	Chickasaw	\$525,381
79	Worth	\$470,436
80	Monroe	\$458,795
81	Calhoun	\$440,902
82	Franklin	\$439,741
83	Adair	\$411,900
84	Butler	\$411,854
85	Mitchell	\$369,505
86	Grundy	\$355,213
87	Pocahontas	\$316,413
88	Louisa	\$250,288
89	Osceola	\$250,245
90	Keokuk	\$243,804
91	Decatur	\$229,802
92	Wayne	\$216,980
93	Fremont	\$215,156
94	Adams	\$213,358
95	Van Buren	\$206,537
96	Ringgold	\$202,809
97	Audubon	\$195,680
98	Taylor	\$117,840
99	Davis	\$113,351

Retail Sales

- 1,918 “actively purchasing” Retail Locations across Iowa
- Top 50: Equals 34% of Sales, 3% of all retail locations.
- All Others: 66% (1,868 locations)

1,918 Retail Locations across Iowa



1	Hy-Vee #3 / BDI / Des Moines
2	Central City 2
3	Hy-Vee Wine and Spirits #1 (1281)
4	Another Round / DeWitt
5	Benz Distributing
6	Sam's Club 8162 / Cedar Rapids
7	Sam's Club 6432 / Sioux City
8	Costco Wholesale #788 / WDM
9	I-80 Liquor / Council Bluffs
10	Wall To Wall Wine and Spirits / WDM
11	Sam's Club 6344 / Windsor Heights
12	Sam's Club 6979 / Ankeny
13	Marshall Beer Wine Spirits
14	Hy-Vee #3 Food & Drugstore / Davenport
15	Hy-Vee #2 (1018) / Ames
16	Sam's Club 8238 / Davenport
17	Sam's Club 6514 / Waterloo
18	Sam's Club 4973 / Dubuque
19	Hy-Vee #7 / Cedar Rapids
20	Costco Wholesale #1630 / Ankeny
21	Wilkie Liquors
22	Hy-Vee / Grimes
23	Costco Wholesale #1111 / Coralville
24	Hy-Vee Food Store / Coralville
25	Hy-Vee Food Store #5 / Cedar Rapids

26	Hy-Vee Wine and Spirits (1022) / Ankeny
27	Hy-Vee Wine and Spirits / Bettendorf
28	Sam's Club 6472 / Council Bluffs
29	Hy-Vee Fort Dodge Wine and Spirits
30	Hy-Vee Food Store (1011) / Altoona
31	Hy-Vee #2 / Coralville
32	Costco Wholesale #1325 / Davenport
33	The Boonedocks
34	Sam's Club 6568 / Ames
35	Hy-Vee Food Store #3 (1056) / CR
36	Northside Liquor and Grocery / Mason City
37	Fareway Stores, Inc. #850 / Spirit Lake
38	Okoboji Avenue Liquor
39	Hy-Vee Food Store #2 / Council Bluffs
40	Hy-Vee Food Store #2 / State Ankeny
41	Hy-Vee #4 / Davenport
42	Hy-Vee Food Store #3 (1866) / Waterloo
43	Madella Wine and Spirits / Bettendorf
44	Hy-Vee Wine and Spirits (1628) / Spirit Lake
45	Central City Liquor, Inc.
46	Wines and Spirits / Washington
47	Hy-Vee / Waukee
48	Hy-Vee Food Store (1396) / Marion
49	Hy-Vee Food Store / Urbandale
50	HY-VEE (1530) / PLEASANT HILL

Warehouse

Warehouse Capacity (Monthly YoY):

	JUL	AUG	SEP	OCT	NOV	DEC	6 mo AVG
FY 2026	72.0%	76.7%	72.6%	73.4%	81.0%	77.5%	75.5%
FY 2025	74.7%	80.0%	75.4%	82.6%	84.8%	81.4%	79.8%
FY 2024	79.2%	80.4%	78.7%	80.1%	80.4%	80.1%	79.8%

DELIST

	JAN	FEB	MAR	APR	MAY	JUN	12 mo AVG
FY 2026	66.0%	66.4%	69.9%	74.2%	66.0%	64.0%	71.6%
FY 2025	74.0%	73.8%	73.8%	75.5%	73.2%	72.1%	76.8%
FY 2024	82.3%	81.3%	74.5%	74.4%	75.5%	73.0%	78.3%

DELIST

- RUAN has been effective at managing velocity of products in the warehouse leading to increased picking performance.
- Process Improvements contributing to better capacity in the warehouse:
 - Min Max Strategies.
 - Overmax Control.
 - Delisting Processes.
- Additional racking and an additional stretch wrapper installed.

Warehouse

WAREHOUSE ERRORS - ORDER FULLFILLMENT (State of Iowa 3rd Quarter)

	2026	Picking Errors	Total Picks	Pick Efficiency	ORDER IN FULL RATE FOR MAR:	Order Efficiency
MAR	TOTAL	438	393,940	99.9%	97.1%	97.08%
	WEEK 1	56	94,507	99.9%		
	WEEK 2	111	87,833	99.9%	TOTAL PICKS:	393,940
	WEEK 3	53	85,159	99.9%	Orders Failed:	302
	WEEK 4	151	87,366	99.8%	Total Orders:	10,357
	WEEK 5	67	39,075	99.8%		

WAREHOUSE ERRORS - ORDER FULLFILLMENT (State of Iowa 4th Quarter)

	2026	Picking Errors	Total Picks	Pick Efficiency	ORDER IN FULL RATE FOR APR:	Order Efficiency
APR	TOTAL	365	395,427	99.9%	96.8%	96.83%
	WEEK 1	66	51,455	99.9%		
	WEEK 2	88	95,815	99.9%	TOTAL PICKS:	395,427 Thru 4/30/2026
	WEEK 3	45	88,445	99.9%	Orders Failed:	286 Thru 4/30/2026
	WEEK 4	76	89,716	99.9%	Total Orders:	9,011 Thru 4/30/2026
	WEEK 5	90	69,996	99.9%		
	2026	Picking Errors	Total Picks	Pick Efficiency	ORDER IN FULL RATE FOR MAY:	Order Efficiency
MAY	TOTAL	260	327,907	99.9%	97.6%	97.57%
	WEEK 1	96	121,594	99.9%		
	WEEK 2	74	105,838	99.9%	TOTAL PICKS:	327,840 Thru 5/22/2026
	WEEK 3	90	100,475	99.9%	Orders Failed:	184 Thru 5/22/2026
	WEEK 4			#DIV/0!	Total Orders:	7,587 Thru 5/22/2026

Inventory

Inventory Metrics by Supplier (New Levels Applied - Delist)

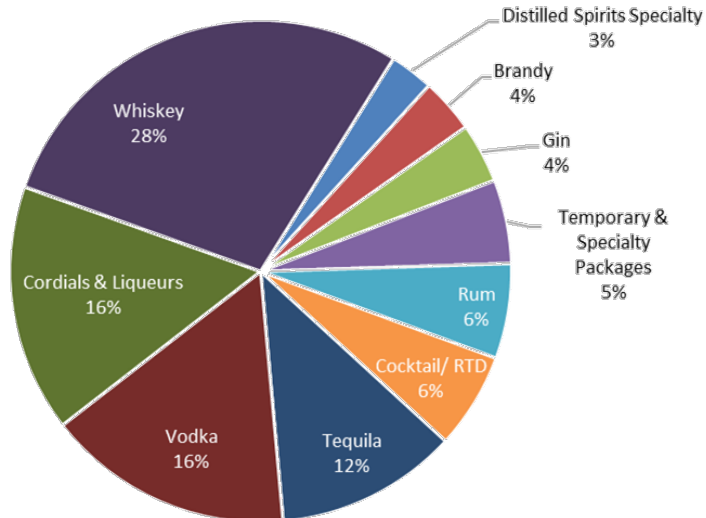
MAY

This week & Change

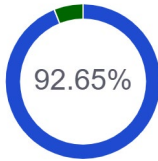
As of: 5/19/2026

	<i>This week & Change</i>	this week	last week	change
Total Items Listed:	3,359 +61			
Total Out of Stock:	339 -4	10.10%	10.50%	-0.40%
Total Over Max:	537 -13	16.00%	16.70%	-0.70%
Total Under Min:	1,010 +18	30.10%	30.10%	0.00%

Listed Products Category Breakdown

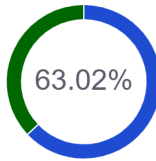


Control State Scorecard



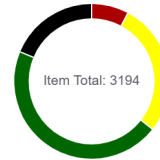
● On Time ● Not On Time

Carrier On-Time



● Accurate ● Inaccurate

Inspection Accuracy



● Out of Stock 7.8% ● Under Min 27.8% ● In Range 45.65% ● Over Max 18.75%

Vendor Inventory Stock Status

All Vendors Average Score: **97.02%** ↑ 96.5%

Bill of Lading

Codes Listed:

25,986

Codes Received:

27,165

Codes Accepted %:

95.66%

↓ -2.06%

Cases on BOL:

2,387,364

Cases Received:

2,396,554

Cases Accepted %:

99.62%

Bill of Lading Score:

97.64% ↓

98.8%

Receiving Report Score:

97.99% ↓

99.5%

Delivery Score:

92.65% ↑

88.9%

Load Performance Score:

99.80% ↔

98.8%

Receiving Report

Codes Listed:

28,119

Codes Received:

27,099

Codes Accepted %:

96.37%

↓ -5.99%

Cases on PO:

2,314,152

Cases Received:

2,323,150

Cases Accepted %:

99.61%

Delivery

On Time:

3,164

Not on Time:

204

On Time %:

92.65

↑ 24

↑ 9.7%

Load Performance

Pallets on Truck:

37,890

Rework:

76

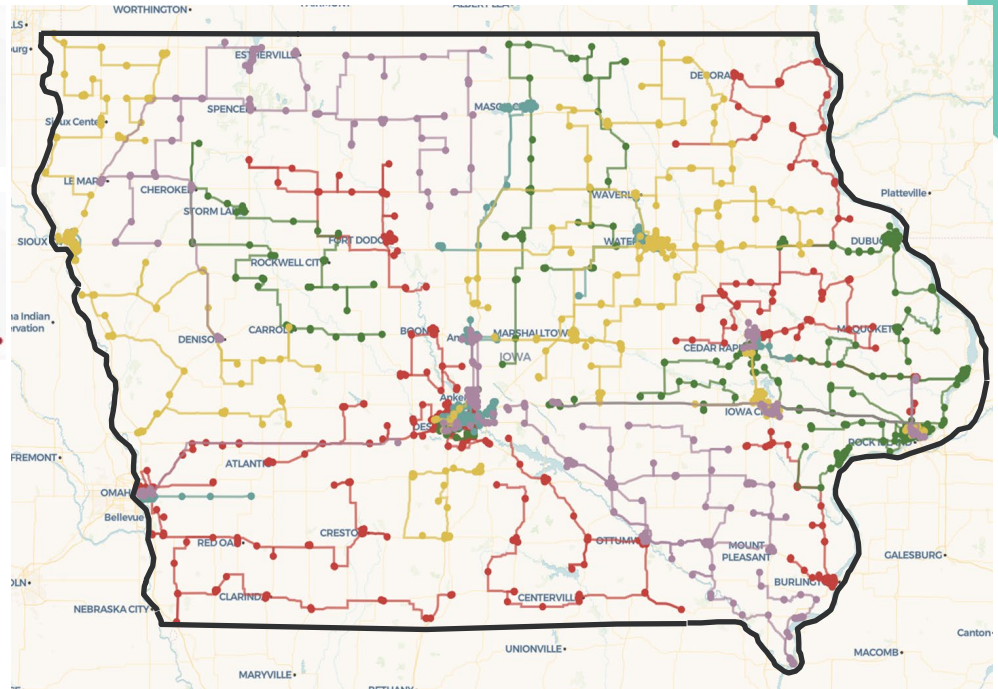
Performance %:

99.80%

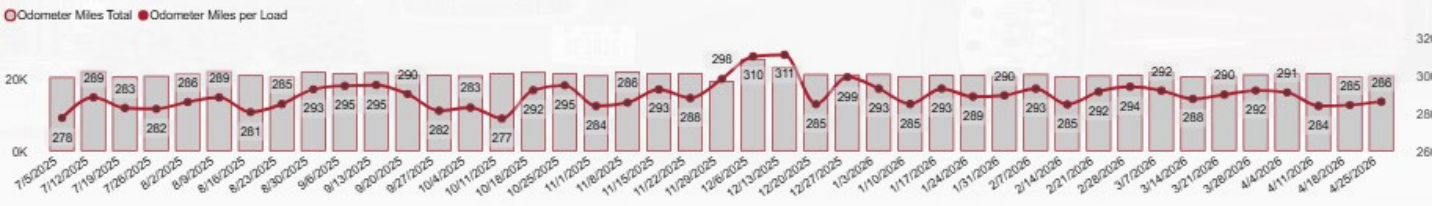
↓ 375

↑ 1%

Locations Serviced Weekly



Total Miles and Miles per Load



Operations Update (Automated Schedule)

Automating Inbound Scheduling Project (Summer 2026)

- Automate the scheduling system!
- Supplier picks date/time of delivery after receiving their PO.
- Supplier will be able to change and delete as needed.
- Inbound delivery information is sent to D365 (State) and JDA (RUAN) for scheduling.
- Increases visibility of inbound shipping.
- Leverages reporting tools in D365 and JDA.
- Provides data points for suppliers based on shipping metrics.
- Increases oversight and reduces management of manual systems.

The screenshot shows the Iowa Department of Transportation website. The header includes the IOWA logo and the text 'Department of Transportation'. Below the header is a navigation menu with links for 'Driver's Licenses & IDs', 'Registration & Plates', 'Modes of Travel', 'Motor Carriers', and 'Travel Tools'. A search bar is located in the top right corner. The main content area features a large blue banner with the text 'Schedule an Appointment'. Below the banner, there is a section titled 'Need to cancel or reschedule an appointment?' with a link to 'Schedule an Appointment' under the 'Driver's Licenses & IDs' category.

The screenshot shows a date and time selection interface. At the top, it says 'Please select a date and a time'. Below this is a dark blue header with the year '2025' and the date '12/18/2025'. A calendar for December 2025 is displayed, with the 18th and 19th highlighted. Below the calendar is a row of time slots: 09:30 AM, 09:45 AM, 10:15 AM, 10:30 AM, 10:45 AM, 11:15 AM, 12:45 PM, and 01:45 PM.

Mo	Tu	We	Th	Fr	Sa	Su
01	02	03	04	05	06	07
08	09	10	11	12	13	14
15	16	17	18	19	20	21
22	23	24	25	26	27	28
29	30	31	01	02	03	04



Department of Revenue

Thank you!

Questions?



Department of Revenue

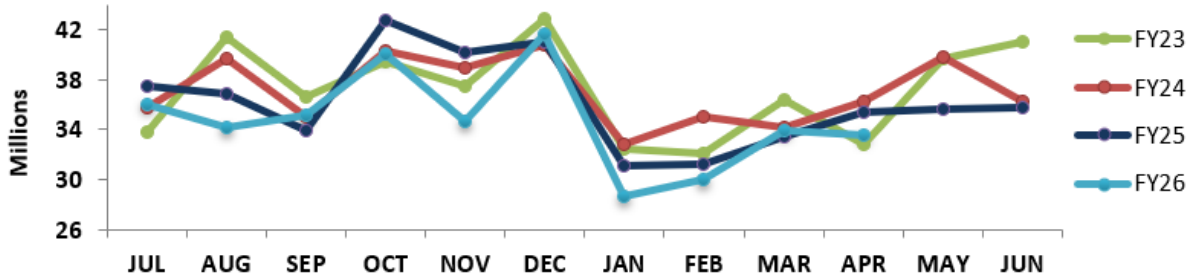
Alcohol Financials

Steve French

Fiscal Year Sales Comparison Year to Date - April 2026

Category	FY 2026	FY 2025	% Change	Amt Change
Liquor Sales	\$347,799,428	\$363,498,037	-4.32%	(\$15,698,610)
Split Case Fee	\$1,847,727	\$2,010,172	-8.08%	(\$162,445)
Bottle Dep and Sur	\$4,868,184	\$4,679,766	4.03%	\$188,418
Total Revenue	\$354,515,339	\$370,187,977	-4.23%	(\$15,672,638)
Deliveries	62,536	62,061	0.77%	475
Orders	102,575	104,371	-1.72%	(1,796)
Cases	2,135,772	2,192,583	-2.59%	(56,811)
Bottles	24,807,132	25,439,129	-2.48%	(631,997)
Picks	4,028,986	4,230,137	-4.76%	(201,151)
Bailment	232,048,858	242,402,973	-4.27%	(10,354,115)
Reversion (Proceeds)	109,015,066	116,016,823	-6.04%	(7,001,757)
Number of Sales Days Comparison		Year to Date =		

Liquor Sales Revenue per Month by FY



FY26 Inflows – Actuals / Projected / Budget

	FY26 Actuals	FY26 Projected	FY26 BUDGET
Liquor Sales Revenue	347,799,428	415,799,428	409,304,000
Split Case Fee	1,847,727	2,155,682	2,240,000
Bottle Deposit/Surcharge	4,868,184	5,679,548	5,376,000
Wine Tax	5,100,863	6,376,079	7,000,000
License Fees	13,306,099	15,523,782	15,250,000
Native Wine Tax - IEDA	154,271	192,839	185,000
Native Beer Tax - IEDA	124,949	156,186	214,000
Beer Tax - GF	8,433,267	10,791,584	12,600,000
	381,634,788	456,675,128	452,169,000

FY26 Outflows – Actuals / Projected / Budget

	FY26 Actuals	FY26 Projected	FY26 BUDGET
Reversion Transfer - General Fund (GF)	84,750,000	96,500,000	96,348,720
Sub Abuse	24,265,066	29,105,960	28,651,280
Iowa Economic Development Transfer	1,500,000	2,000,000	2,090,000
City and County Payments	2,955,392	3,324,392	3,500,000
Bottle Deposit & Surcharge	2,094,182	2,444,182	3,279,600
License & Liquor Refunds	631,517	731,517	214,850
Bailment	232,048,858	277,417,887	270,140,640
Capital Projects	360,481	600,000	2,500,000
	<u>348,605,496</u>	<u>412,123,938</u>	<u>406,725,090</u>



Department of Revenue

Thank you!

Questions?

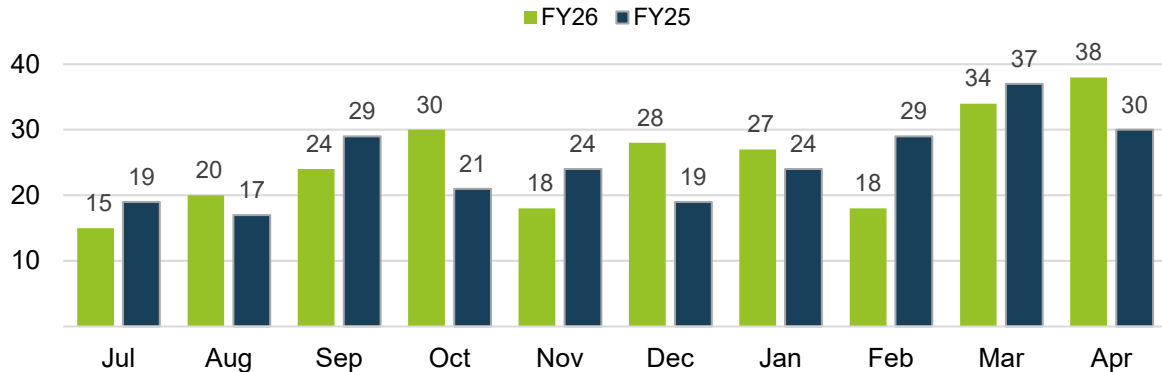


Department of Revenue

Alcohol Regulation

DeMario Luttrell

Compliance Complaints Received



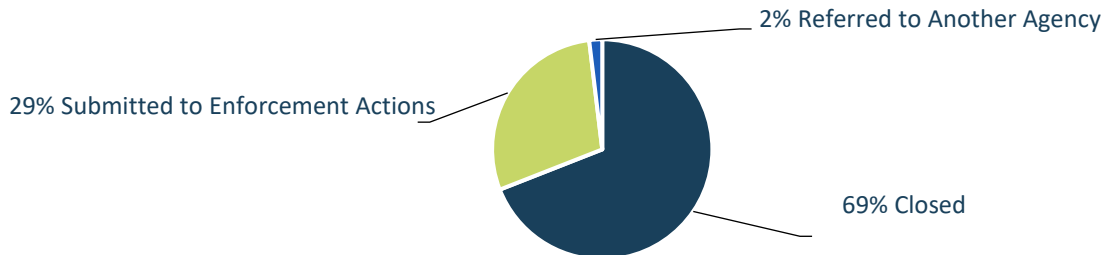
Top Complaint Categories Resulting in Investigations

- Selling / Serving Underage Person (Alcohol)
- Bootlegging
- Illegal Activity on Licensed Premises
- Overservice
- Trade Practice

Alcohol Investigations

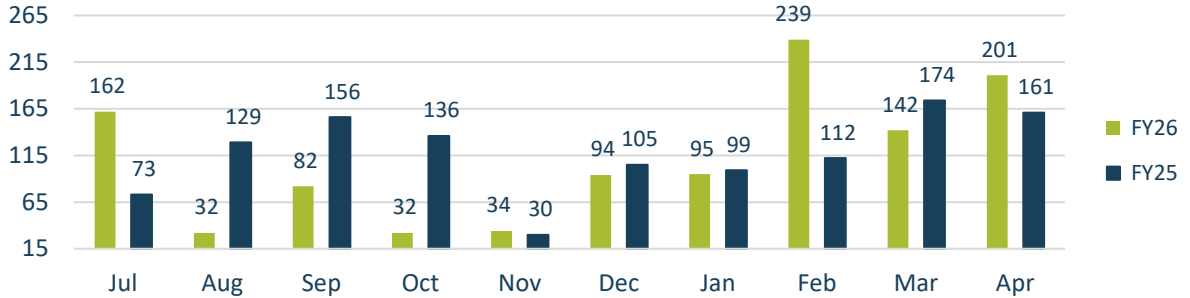
- From July 1, 2025 through April 30, 2026, 210 investigations were completed.
- Average investigation completion time: 44 days.
- The Sales/Excise Tax Unit completed 25 audits resulting in \$2,588,029.24 in sales tax liability assessments.
- Approximately 17% of investigations involved collaboration with law enforcement.

Alcohol Investigations Outcomes

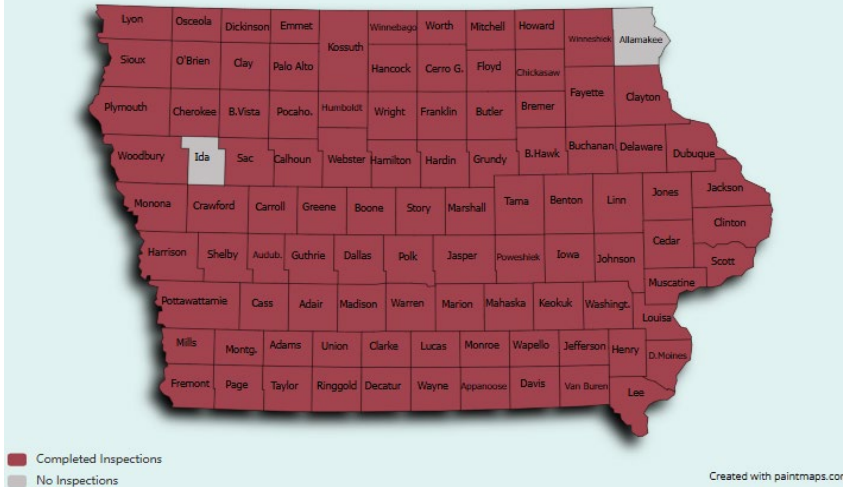


Alcohol Inspections Completed by Month

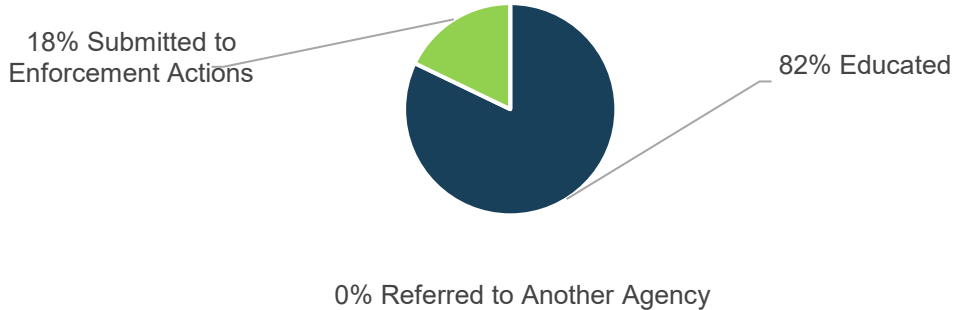
FY26 | July 2025 - April 2026



Inspections FY26 (July - April)



Alcohol Inspection Violation Outcomes



Top Violations Identified by Inspection

- Infusing
- Failure to Display License
- Bootlegging
- Good Moral Character
- Refilling/Adulterating

Summer Event Compliance Initiatives

- Expanded operational presence during major statewide seasonal events and festivals.
- Increased focus on temporary alcohol licenses, alcohol sales compliance, and regulatory education efforts during high-volume event periods.
- Proactive coordination and planning supports alcohol compliance visibility, public safety initiatives, and law enforcement partnerships.

June 2026						
SUNDAY	MONDAY	TUESDAY	WEDNESDAY	THURSDAY	FRIDAY	SATURDAY
	1	2	3 Iowa Pork Days	4 Iowa Pork Days	5	6 Iowa Craft Beer Fest
7	8	9	10	11 Ball Toss Festival Lawrence Green Days	12 Ball Toss Festival Lawrence Green Days	13 Ball Toss Festival Lawrence Green Days
14	15	16	17 Iowa State Reg. Regatta North County Fair	18 Iowa State Reg. Regatta North County Fair	19 Big River Fair Iowa State Reg. Regatta North County Fair	20 Big River Fair Iowa State Reg. Regatta North County Fair
21 Ball Toss Fair Iowa State Reg. Regatta North County Fair	22	23 Iowa State Reg. Regatta North County Fair	24 Iowa State Reg. Regatta North County Fair	25 Iowa State Reg. Regatta North County Fair	26 Iowa State Reg. Regatta North County Fair	27 Iowa State Reg. Regatta North County Fair
28 Iowa State Reg. Regatta North County Fair	29	30				

ALSO THIS MONTH - TBD Issuing annual event without confirmed 2026 date

- Outdoor Wine Walk with Beer
- Slip 'n' Sample
- Winefest in the City
- Free Range Music & BBQ Fest
- Red, White & Sourthern
- Sanborn County Music Fest
- Team Festival
- Alumni Endurance
- Farmers Market

July 2026						
SUNDAY	MONDAY	TUESDAY	WEDNESDAY	THURSDAY	FRIDAY	SATURDAY
			1	2 ADULT Promote Rally	3 Iowa City Jazz Fest ADULT Promote Rally	4 Iowa City Jazz Fest ADULT Promote Rally
5 Iowa City Jazz Fest	6 Central County Fair	7 Central County Fair Iowa State Reg. Regatta North County Fair	8 Adair County Fair Iowa State Reg. Regatta North County Fair	9 Adair County Fair Iowa State Reg. Regatta North County Fair	10 Adair County Fair Iowa State Reg. Regatta North County Fair	11 Adair County Fair Iowa State Reg. Regatta North County Fair
12 Adair County Fair Iowa State Reg. Regatta North County Fair	13 Adair County Fair Iowa State Reg. Regatta North County Fair	14 Adair County Fair Iowa State Reg. Regatta North County Fair	15 Adair County Fair Iowa State Reg. Regatta North County Fair	16 Adair County Fair Iowa State Reg. Regatta North County Fair	17 Adair County Fair Iowa State Reg. Regatta North County Fair	18 Adair County Fair Iowa State Reg. Regatta North County Fair
19 Adair County Fair Iowa State Reg. Regatta North County Fair	20 Adair County Fair Iowa State Reg. Regatta North County Fair	21 Adair County Fair Iowa State Reg. Regatta North County Fair	22 Adair County Fair Iowa State Reg. Regatta North County Fair	23 Adair County Fair Iowa State Reg. Regatta North County Fair	24 Adair County Fair Iowa State Reg. Regatta North County Fair	25 Adair County Fair Iowa State Reg. Regatta North County Fair
26 Adair County Fair Iowa State Reg. Regatta North County Fair	27 Adair County Fair Iowa State Reg. Regatta North County Fair	28 Adair County Fair Iowa State Reg. Regatta North County Fair	29 Adair County Fair Iowa State Reg. Regatta North County Fair	30 Adair County Fair Iowa State Reg. Regatta North County Fair	31 Adair County Fair Iowa State Reg. Regatta North County Fair	

ALSO THIS MONTH - TBD Issuing annual event without confirmed 2026 date

- Piggly Wink, Beer & Art Fest
- Sanborn County Music Fest
- Slip 'n' Sample
- Winefest in the City
- Free Range Music & BBQ Fest
- Red, White & Sourthern
- Team Festival
- Alumni Endurance
- Farmers Market

August 2026						
SUNDAY	MONDAY	TUESDAY	WEDNESDAY	THURSDAY	FRIDAY	SATURDAY
						1 Iowa State Reg. Regatta North County Fair
2 Iowa State Reg. Regatta North County Fair	3 Iowa State Reg. Regatta North County Fair	4 Iowa State Reg. Regatta North County Fair	5 Iowa State Reg. Regatta North County Fair	6 Iowa State Reg. Regatta North County Fair	7 Iowa State Reg. Regatta North County Fair	8 Iowa State Reg. Regatta North County Fair
9 Iowa State Reg. Regatta North County Fair	10 Iowa State Reg. Regatta North County Fair	11 Iowa State Reg. Regatta North County Fair	12 Iowa State Reg. Regatta North County Fair	13 Iowa State Reg. Regatta North County Fair	14 Iowa State Reg. Regatta North County Fair	15 Iowa State Reg. Regatta North County Fair
16 Iowa State Reg. Regatta North County Fair	17 Iowa State Reg. Regatta North County Fair	18 Iowa State Reg. Regatta North County Fair	19 Iowa State Reg. Regatta North County Fair	20 Iowa State Reg. Regatta North County Fair	21 Iowa State Reg. Regatta North County Fair	22 Iowa State Reg. Regatta North County Fair
23 Iowa State Reg. Regatta North County Fair	24 Iowa State Reg. Regatta North County Fair	25 Iowa State Reg. Regatta North County Fair	26 Iowa State Reg. Regatta North County Fair	27 Iowa State Reg. Regatta North County Fair	28 Iowa State Reg. Regatta North County Fair	29 Iowa State Reg. Regatta North County Fair
30	31					

ALSO THIS MONTH - TBD Issuing annual event without confirmed 2026 date

- Celebrity Wine & Beer
- Key City Beer & Seltzer Fest
- Wine, Wood & Blues
- Team Festival
- Alumni Endurance
- Farmers Market

Underage Alcohol Enforcement Program

Signed 28E agreements: 75

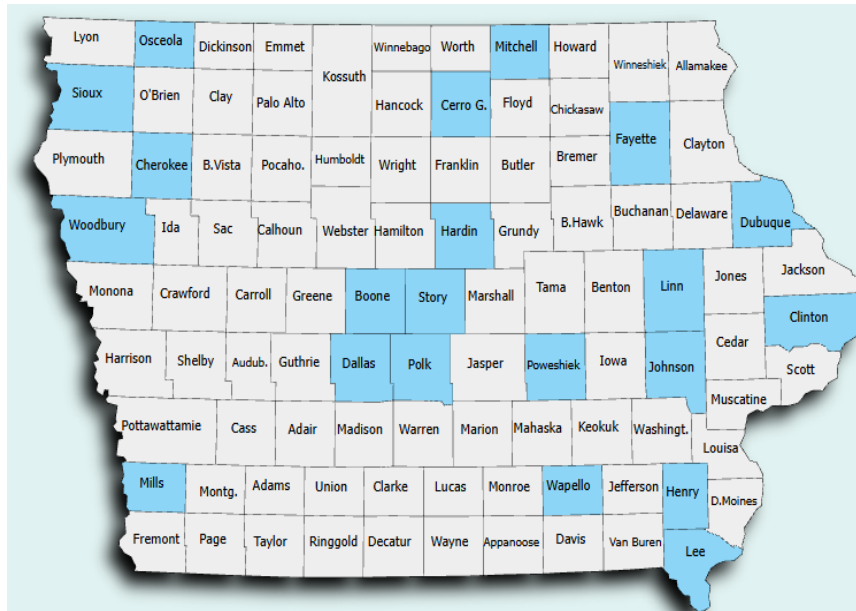
Law Enforcement departments reported YTD: 24



Checks submitted YTD: 553

- Compliant: 490 or 88.61%
- Non-Compliant: 63 or 11.39%

Counties reported YTD: 21



Education & Outreach

Law Enforcement Presentations & Outreach

- Attorney General Bird and Staff
- Iowa DCI Special Agents - Casino Assigned
- Urbandale Police Department: 22 Officers
- Dubuque Police Department: 22 Officers
- AC4C/State Partnership Update
- Western Tech LE Academy: 11 Officers
- Toledo Police/Tama County: 10 Officers
- Iowa Law Enforcement Academy: 97 Recruits
- Ames Police Quarterly Meeting
- RAGBRAI Townhall meetings: 109 attendees across 8 host cities

Upcoming Presentations

- Iowa Law Enforcement Academy
- Cedar Rapids Police Academy
- GTSB Annual Conference/2-Day breakout sessions. June 4th and 5th
- Downtown Iowa City Association



Dubuque Police Command Staff Training 4.28.26



Western Tech Law Enforcement Academy 3.27.26



Department of Revenue

Thank you!

Questions?

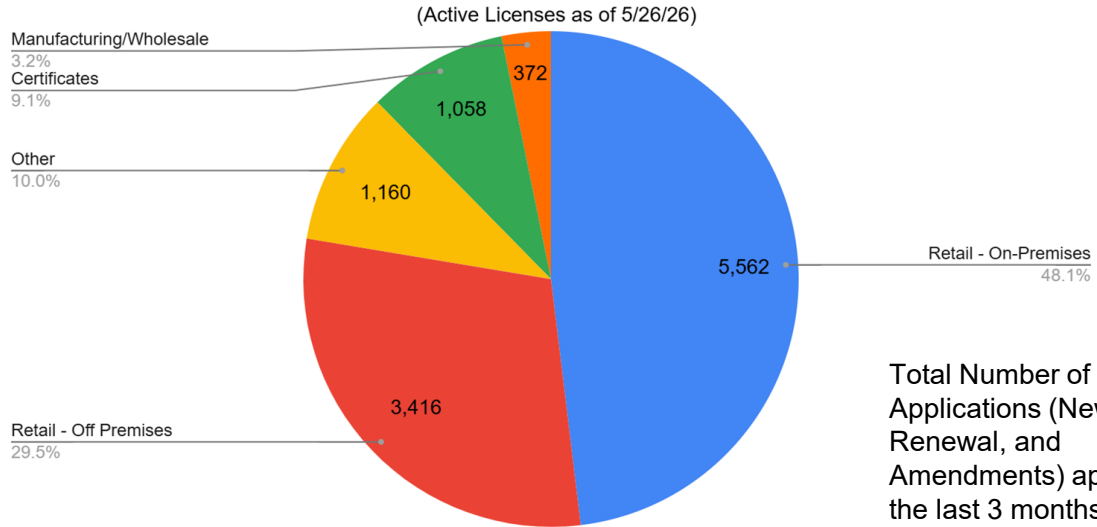


Department of Revenue

Licensing

Kevan Irvine

All Licenses, Permits, Certificates



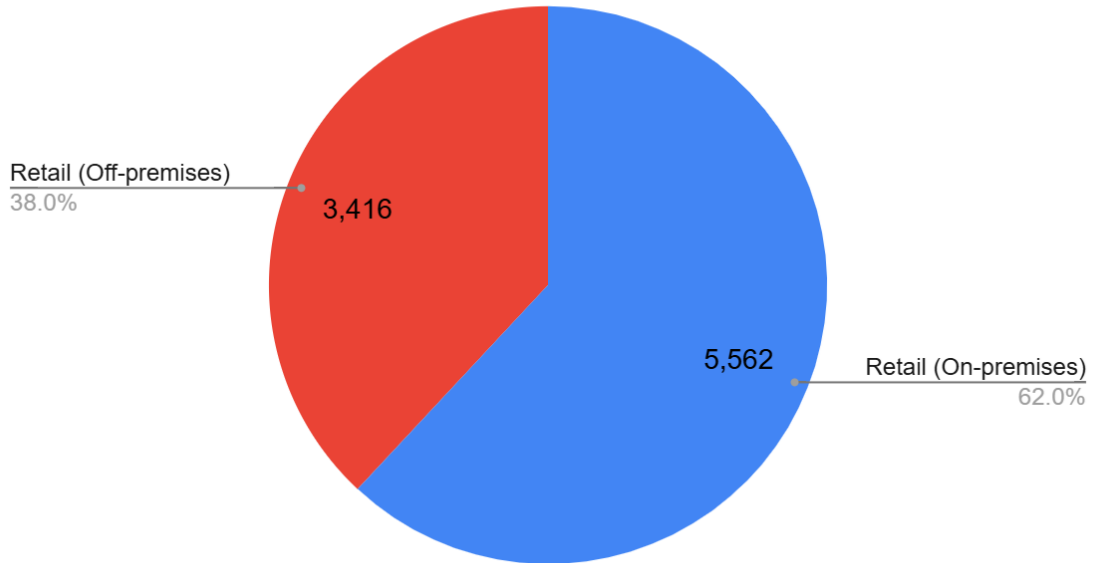
Total Number of all Applications (New, Renewal, and Amendments) approved in the last 3 months - **5,501**

Total Licenses Active as of 5/26/26			
	February, 2026	May, 2026	% Change
Retail - On-Premises	5,480	5,562	1.5%
Retail - Off Premises	3,421	3,416	-0.1%
Other	1,175	1,160	-1.3%
Certificates	1,066	1,058	-0.8%
Manufacturing/Wholesale	377	372	-1.3%
Total	11,519	11,568	0.4%

Other: Broker (SP), Alcohol Carrier (AC), Wine Direct Shipper (DS) Charity Auction/Event (CE)

On-premise vs. Off-premises Retail Alcohol Licenses

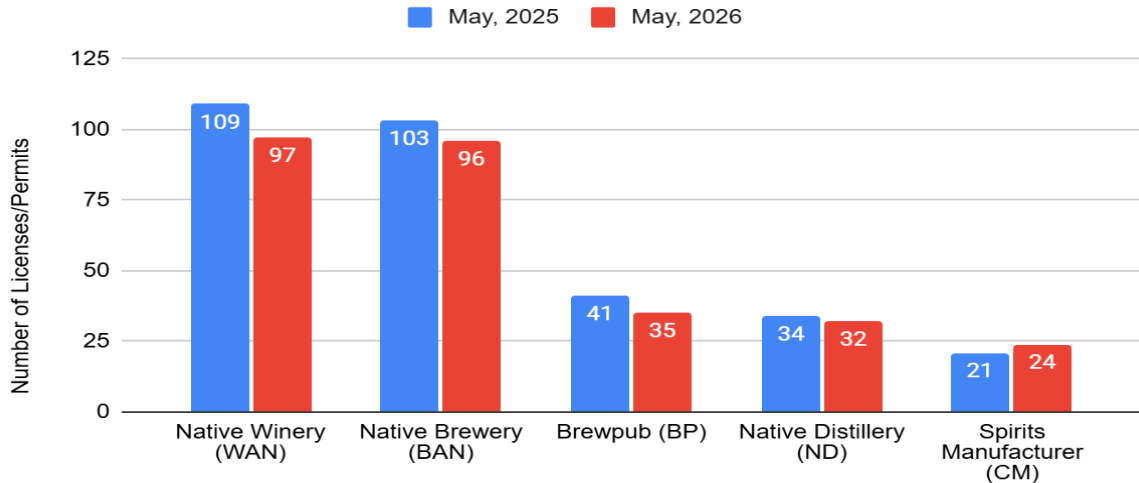
(Active Licenses as of 5/26/26)



On-premise vs. Off-premises Retail Alcohol Licenses (Active as of 5/26/26)			
	February, 2026	May, 2026	% Change
Retail (On-premises)	5,480	5,562	1.5%
Retail (Off-premises)	3,421	3,416	-0.1%
Total	8,901	8,978	0.9%

Alcoholic Beverage Manufacturing in Iowa

(Active Licenses/Permits as of 5/26/26)



Alcoholic Beverage Manufacturing in Iowa (Active Licenses/permits) (As of 5/26/26)

	February, 2026	May, 2026	% Change
Native Winery (WAN)	100	97	-3.0%
Native Brewery (BAN)	99	96	-3.0%
Brewpub (BP)	35	35	0.0%
Native Distillery (ND)	32	32	0.0%
Spirits Manufacturer (CM)	23	24	4.3%
Totals	289	284	-1.7%

Special Events (36-hr, 5-day, and 14-day licenses issued in 2026 as of 5/26/26):

	May, 2025	May, 2026	% Change
36-hr	39	32	-18%
5-day	580	543	-6%
14-day	18	25	39%
Totals	637	600	-5.8%

Native Manufacturer 5-day retail licenses (HF2648)
(Issued as of 5/26/26 for CY 2026)

	May 2025	May 2026	% Change
Native Brewery	3	12	300%
Native Distillery	0	0	0%
Native Winery	3	3	0%
Totals	6	15	150.0%

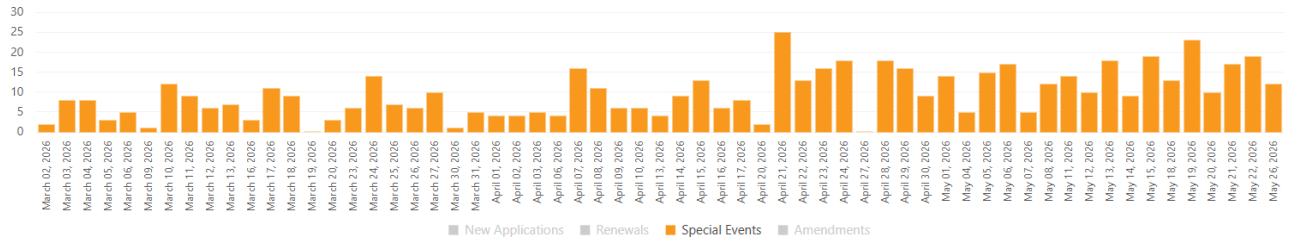
Number of Special Event Licenses Approved in the Last 3 months

(March, April, May, 2026)

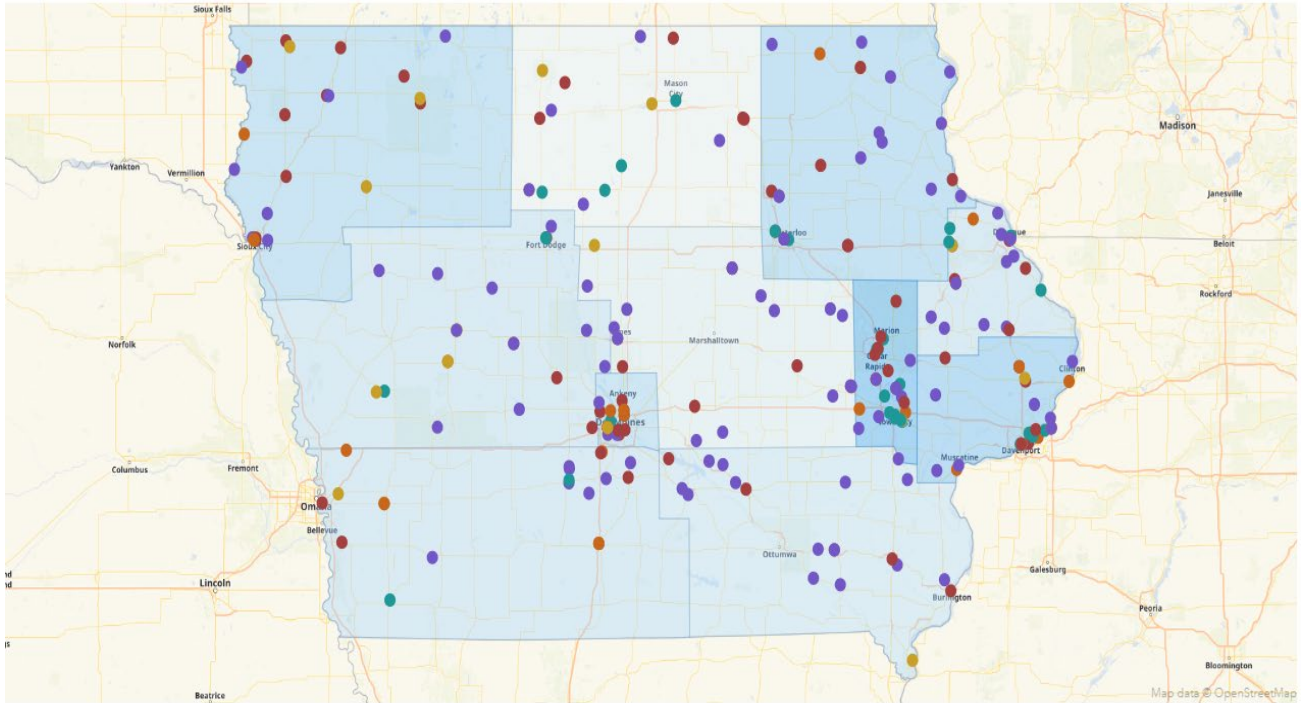
	March, 2026	April, 2026	May, 2026	Totals
36-hr	10	5	4	19
5-day	79	167	204	450
14-day	3	4	7	14
Totals	92	176	215	483

Date Approved

Select All 🔍



Spatial Distribution of Manufacturing Locations (BAN, BP, WAN, ND, and CM) As of 5/26/26



License/Permit Type

- Class A Native Beer Permit (BAN)
- Class A Native Distilled Spirits License (ND)
- Class A Native Wine Permit (WAN)
- Manufacturer's License (CM)
- Special Class A Beer Permit (BP)



Department of Revenue

Thank you!

Questions?



Department of Revenue

Legislative Update

Tyler Ackerson

HF2200

- Removes the following prohibitions on employees engaged in alcohol regulation and support services:
 - Holding office
 - Helping political candidates raise money in the employee's personal capacity
 - Being employed at a business holding an alcohol license
 - If the IDR employee holds a position of employment at the licensed business that allows them to exercise any control over the purchasing of alcoholic beverages, that employee is prohibited from engaging in any licensing or regulation of that business
- Removes the following prohibitions on Iowa Alcoholic Beverages Commission members:
 - Holding other office while serving on the commission
 - Helping political candidates raise money in the member's personal capacity
 - A commission member is still prohibited from using their position on the ABC to influence, persuade, or induce any person to adopt their political views or to favor any particular candidate for an elective or appointive public office

HF2200

- Clarifies the types of prohibited interests for not more than two ABC members and the IDR director:
 - Holding a permit or license to manufacture alcoholic beverages or sell alcoholic beverages at wholesale or retail
 - Having an interest in the manufacture of or dealing in alcoholic beverages or in an enterprise or industry in which alcoholic beverages are required
 - Receiving a commission or profit on the purchase or sale of alcoholic beverages by any person
 - Having an interest in or mortgage or deed of trust on any land or building where alcoholic beverages are manufactured for sale, offered for sale, or sold, or in any personal property used in the manufacture or sale of alcoholic beverages

HF2200

- Allows cross-tier ownership interest for an “authorized noninstitutional investor”
 - The person must not have more than 5% of the entire ownership interest of either business
 - The person must not be engaged as a director, officer, employee, broker, or agent of either business
- Any authorized noninstitutional investor of a business engaged in the manufacturing, importing, bottling, or selling at wholesale of alcoholic beverages who is also an authorized noninstitutional investor in another business holding an Iowa retail alcohol license must annually disclose the ownership interest to the Department

HF2780

- Allows a “nonnative wine manufacturer” to obtain a class “A” wine permit and self-distribute the manufacturer’s wine to Iowa wine retailers
 - The nonnative wine manufacturer must ferment their wine products, and may not sell wine into Iowa fermented by another manufacturer
- Allows cities to establish by ordinance social districts where alcoholic liquor, wine, and beer is allowed to be carried and consumed on public streets, sidewalks, and other public spaces within the boundaries of the district
 - Cities are responsible for establishing the geographical boundaries of the district, the hours alcohol consumption can occur within the district, the requirements for marked containers to be used for serving alcohol, and the enforcement provisions and penalties for violations within the district
 - **No changes to alcohol licensing requirements or any other provisions of Iowa Code chapter 123**



Department of Revenue

Thank you!

Questions?